



3.3" x 5" x 1.7"

Features:

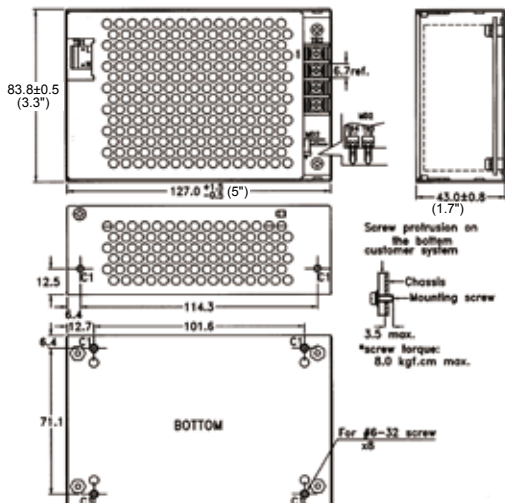
- Design for BF application
- Safety Class II
- 12V output for fan
- High mechanical torque start-up
- -20°C to +70°C operating temperature
- 5,000m operation altitude
- Convection cooling for rated load
- Forced air for max. load
- Metal box

General Specifications:

Input voltage 90 VAC to 264 VAC
 Input frequency 47 Hz to 63 Hz
 Inrush current < 30/60A at 115/230VAC
 Hold up time 20ms typical
 Over load/Short circuit protection auto recovery
 Over voltage protection latch off
 Operating temperature -20°C to 70°C
 derating: 2.5% / °C > 50°C for convection cooling
 Storage temperature -40°C to +85°C

EMI EN55022 "B", EN61000-3-3
 Harmonics.....EN61000-3-2, class D
 EMS..... EN61000-4-2,-3,-4,-5,-6,-8,-11
 Safety UL/CSA/EN60950-1, 2nd edition
 ANSI/AMMI/CSA/EN60601-1, 3.1 edition
 CB report, CE mark, RM report/file
 Energy Saving (for w/o -A suffix) ENERGY STAR
 for computers version 6.0
 for displays version 6.0
 ErP regulation EC(No) 1275/2008

Mechanical Specifications:



Notes:

- Size: 3.3" x 5" x 1.7"
- Mounting Hole: Side edge : 12.5 x 114.3 (mm)
Bottom : 71.1 x 101.6 (mm)
- Connectors: AC input: Molex 5277-02A or equivalent
DC output: Terminal blocks (default for SNP-G207-C) or Molex 5273-08A (default for others) or equivalent
Fan, Remote sense: Molex 5045-02A or equivalent
- Output Pin assignment:

Pin No.	1	2	3	4	5	6	7	8
SNP-G207-C	+Vo	+Vo	GND	GND				
OTHER MODELS	+Vo	+Vo	+Vo	+Vo	GND	GND	GND	GND

 Function Pin assignment:

Function Pin	TB3	TB4
1	GND	Sense -
2	+12V	Sense +
- Packing:
 Net weight: 539 g approx. / unit
 Gross weight: 16.3 kg approx. / carton, 24 units / carton
 Carton size (mm): 384 (L) x 339 (W) x 327 (H)

10 years Warranty (contact Skynet's Distributors for details)

Output Specifications:

MODEL NO.	OUTPUT RAIL	LOAD				INITIAL ACCURACY	STEP EFFICIENCY			AVERAGE EFFICIENCY
		MIN.	RATED	MAX.	PEAK		@ 20% LOAD	@ 50% LOAD	@ 100% LOAD	
SNP-G207 -C SNP-G207 -CA SNP-G207 -CM SNP-G207 -C5	+12V	0A	15A	25A	33A	+11.9V~+12.1V	84%	89%	89%	87.3%
SNP-G208 -C SNP-G208 -CA SNP-G208 -CM SNP-G208 -C5	+15V	0A	12A	18A	22.5A	+14.9V~+15.1V	84%	89%	89%	87.3%
SNP-G205 -C SNP-G205 -CA SNP-G205 -CM SNP-G205 -C5	+18V	0A	10A	16.6A	22.3A	+17.9V~+18.1V	84%	89%	90%	87.6%
SNP-G209 -C SNP-G209 -CA SNP-G209 -CM SNP-G209 -C5	+24V	0A	7.5A	12.5A	16.7A	+23.9V~+24.1V	84%	90%	90%	88%
SNP-G20G -C SNP-G20G -CA SNP-G20G -CM SNP-G20G -C5	+28V	0A	6.42A	10.7A	13A	+27.9V~+28.1V	85%	90%	90%	88.3%
SNP-G20J -C SNP-G20J -CA SNP-G20J -CM SNP-G20J -C5	+36V	0A	5A	8.3A	11A	+35.8V~+36.2V	85%	90%	90%	88.3%
SNP-G20T -C SNP-G20T -CA SNP-G20T -CM SNP-G20T -C5	+48V	0A	3.75A	6.3A	8.4A	+47.8V~+48.2V	85%	90%	90%	88.3%

Note:

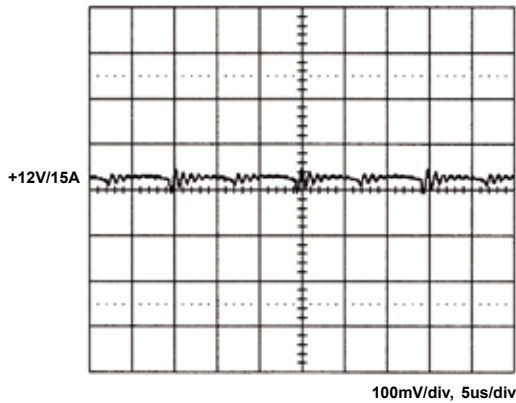
- Standby Power Consumption with System:**
For computers and displays, ENERGY STAR in U.S. and ErP regulation in Europe require the input power should be less than 0.5W at standby mode.
- Output Load:**
180W for convection cooling; 300W for forced air cooling.
- Peak Load Duration:**
Peak 400W can last for 5 sec.
- Isolation Grade:**
Primary ↔ Ground : 1MOPP (1500Vac)
Primary ↔ Secondary : 2MOPP (4000Vac)
Secondary ↔ Ground : 1MOPP (1500Vac)
- Leakage Current:**
Earth leakage current < 300uA
Touch current < 100uA
- Model Selection:**
Most of power supplies will create audible burst sound at light load, if the application wants to meet input power < 0.5W at standby mode.
SNP-G20x-C is for ITE application which requires standby mode.
SNP-G20x-CA is for ITE application but without burst sound and no standby mode.
SNP-G20x-CM is for medical application which requires standby mode.
SNP-G20x-C5 is for medical application but without burst sound and no standby mode.

* SNP-G20x-C5, 5=MA

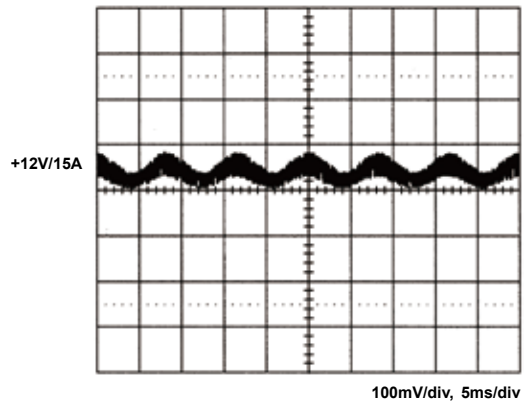
-Hui-

Performance for SNP-G207-C:

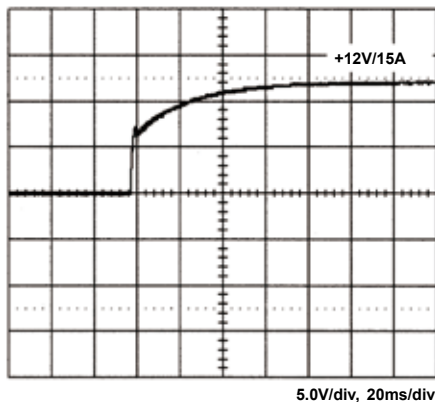
1. Switching frequency ripple



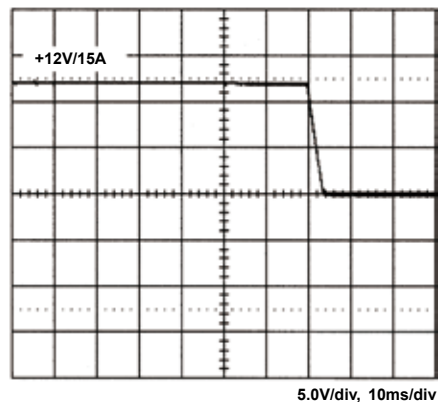
2. Line frequency ripple



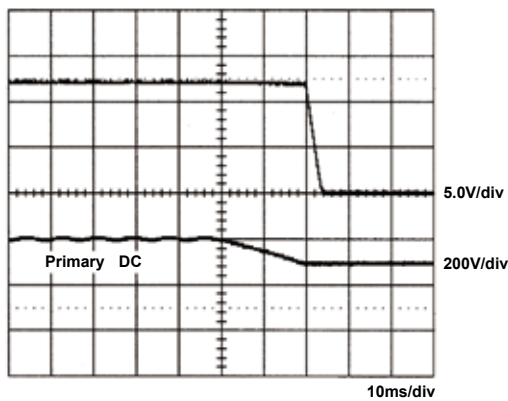
3. Output turn on wave form



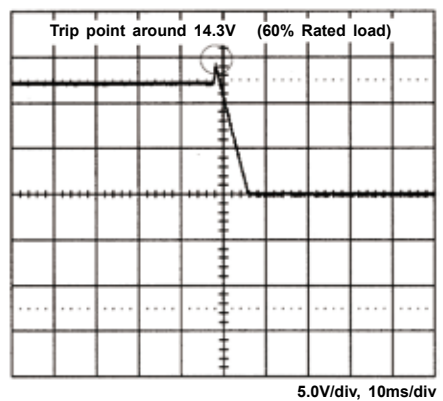
4. Output turn off wave form



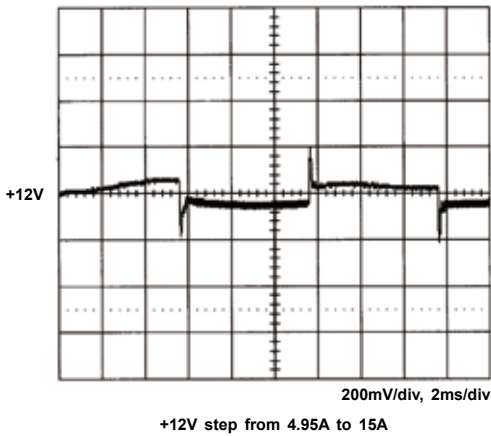
5. Hold-up time



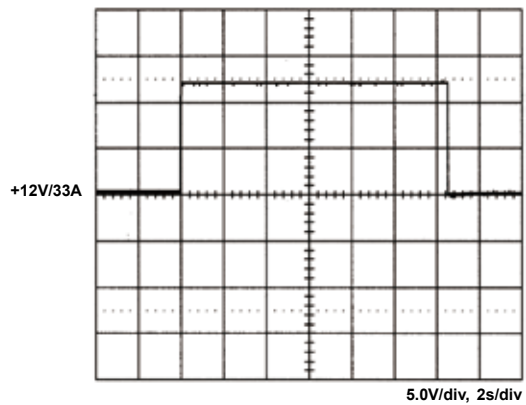
6. Over voltage protection



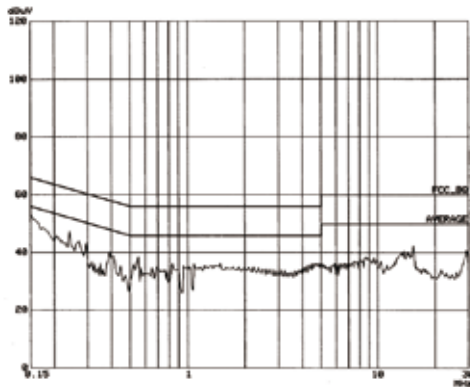
7. +12V step response



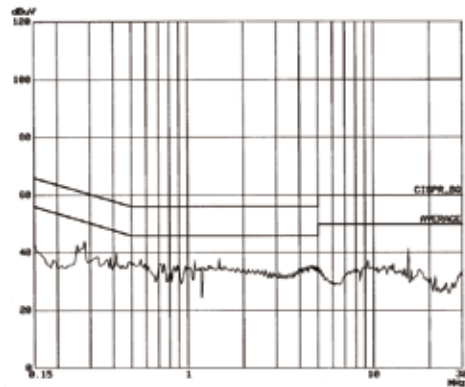
8. Peak load



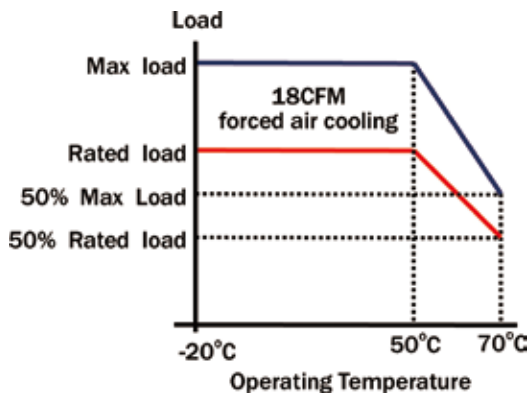
9. FCC B



10. EN55022 B



11. Power derating curve



12. Capability for driving motor

