



**2" x 3.17" x 0.95"**

### Features:

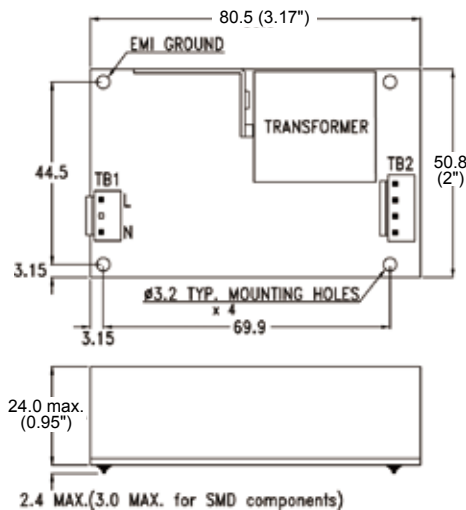
- Design for BF application
- Meet 2 X MOPP and Contact Leakage < 100uA
- Safety Class II & EMI Class B
- Follow ErP Directive of EU
- High mechanical torque start-up
- -40°C to +70°C operating temperature
- 5,000m operation altitude
- Convection cooling for rated load
- Forced air for max. load

### General Specifications:

Input voltage ..... 90 VAC to 264 VAC  
 Input frequency ..... 47 Hz to 63 Hz  
 Inrush current ..... < 30/60A at 115/230VAC  
 Hold up time ..... 16ms  
 Over load/Short circuit protection ..... auto recovery  
 Over voltage protection ..... latch off  
 Operating temperature ..... -40°C to 70°C  
 derating: 2.5% / °C > 50°C  
 Storage temperature ..... -40°C to +85°C

EMI ..... EN55011 "B", EN61000-3-3  
 Harmonics..... EN61000-3-2, class A  
 EMS..... EN61000-4-2,-3,-4,-5,-6,-8,-11  
 Safety ..... UL/CSA/EN60950-1, 2<sup>nd</sup> edition  
 ANSI/AMMI/CSA/EN60601-1, 3.1 edition  
 CB report, CE mark, RM report/file  
 Energy Saving ..... ENERGY STAR  
 for computers version 6.0  
 for displays version 6.0  
 ErP regulation EC(No) 1275/2008

### Mechanical Specifications:



#### Notes:

1. Size:  
2" x 3.17" x 0.95"
2. Mounting Hole:  
44.5 x 69.9 (mm)
3. Connectors:  
AC input: JST B2P3-VH or equivalent  
DC output: JST B4P-VH or equivalent
4. Output Pin assignment:
 

1	2	3	4
Vo	Vo	GND	GND
5. Packing:  
Net weight: 114 g approx. / unit  
Gross weight: 14 kg approx. / carton, 100 units / carton  
Carton size (mm): 437 (L) x 402 (W) x 240 (H)

**10 years Warranty (contact Skynet's Distributors for details)**

## Output Specifications:

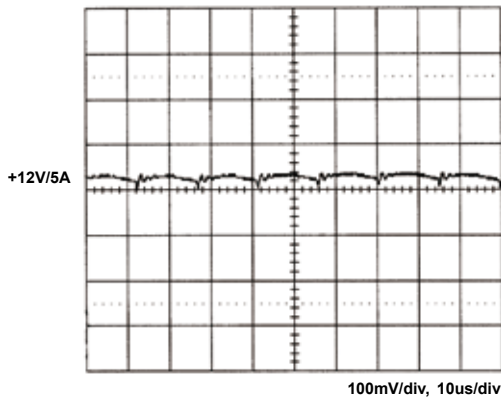
MODEL NO.	OUTPUT RAIL	LOAD				INITIAL ACCURACY	STEP EFFICIENCY			AVERAGE EFFICIENCY
		MIN.	RATED	MAX.	PEAK		@ 20% LOAD	@ 50% LOAD	@ 100% LOAD	
SNP-HF67 SNP-HF67 -A	+12V	0A	5A	6.67A	7.5A	+11.8V~+12.2V	88% 78%	89% 83%	86% 84%	87% 82%
SNP-HF68 SNP-HF68 -A	+15V	0A	4A	5.33A	6A	+14.8V~+15.2V	88% 75%	89% 85%	86% 85%	87% 82%
SNP-HF69 SNP-HF69 -A	+24V	0A	2.5A	3.33A	3.75A	+23.8V~+24.2V	88% 75%	89% 83%	86% 85%	87% 82%
SNP-HF6T SNP-HF6T-A	+48V	0A	1.25A	1.67A	1.88A	+47.5V~+48.5V	88% 79%	89% 84%	86% 87%	87% 83%

### Note:

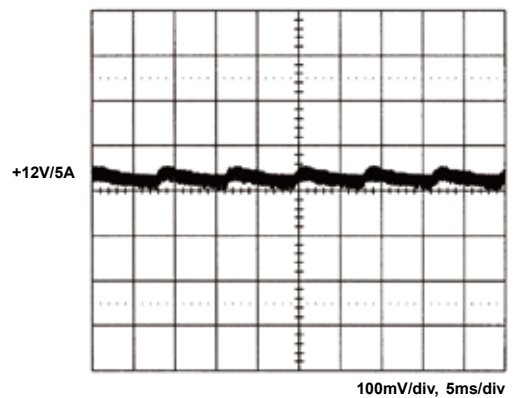
- Standby Power Consumption with System:**  
For computers and displays, ENERGY STAR in U.S. and ErP regulation in Europe require the input power should be less than 0.5W at standby mode.
- Output Load:**  
60W for convection cooling; 72W for forced air cooling.
- Peak Load Duration:**  
Peak 96W can last for 5 sec.
- Isolation Grade:**  
Primary ↔ Ground : 1MOPP (1500Vac)  
Primary ↔ Secondary : 2MOPP (4000Vac)  
Secondary ↔ Ground : 1MOPP (1500Vac)
- Leakage Current:**  
Earth leakage current < 300uA  
Touch current < 100uA
- EMI Grounding:**  
If there is a metal sheet under the power supply, connect the EMI ground to that metal sheet.
- Model Selection:**  
Most of power supplies will create audible burst sound at light load, if the application wants to meet input power < 0.5W at standby mode.  
SNP-HF6x is for ITE & Medical applications which require standby mode.  
SNP-HF6x-A is for ITE & Medical applications but without burst sound and no standby mode.

**Performance for SNP-HF67-A:**

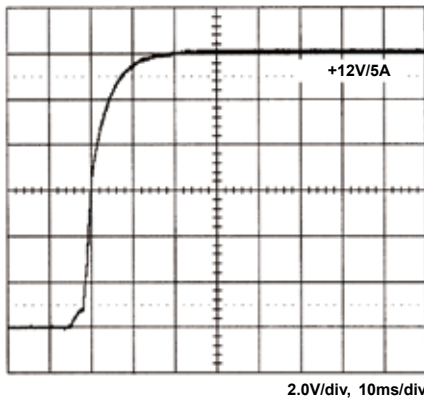
1. Switching frequency ripple



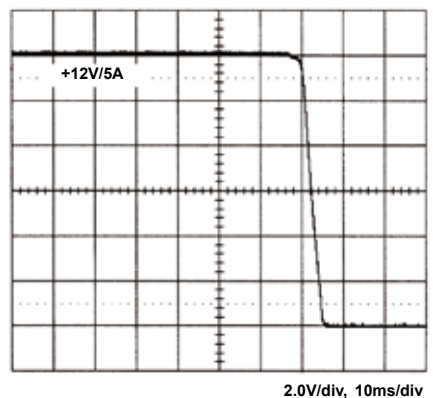
2. Line frequency ripple



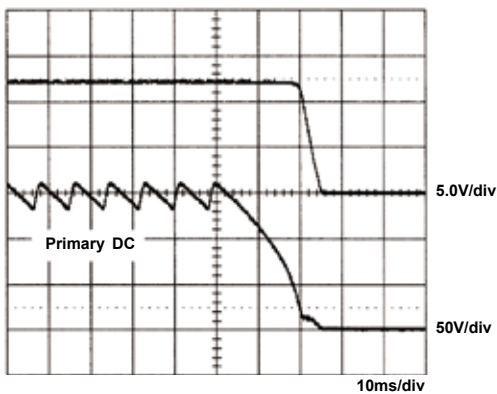
3. Output turn on wave form



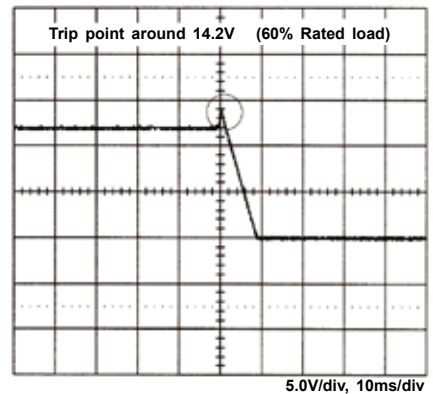
4. Output turn off wave form



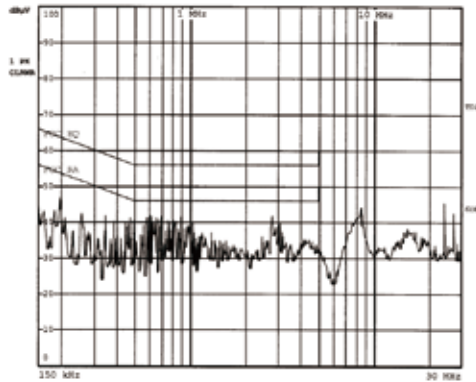
5. Hold-up time



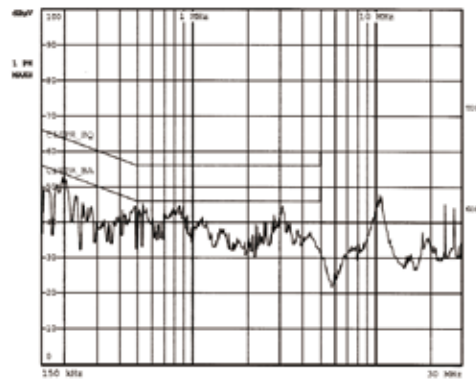
6. Over voltage protection



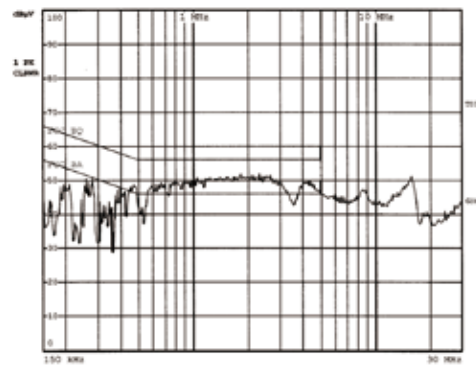
7. FCC B Class I



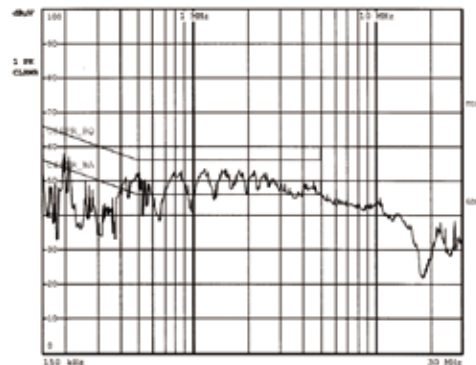
8. EN55011 22 B Class I



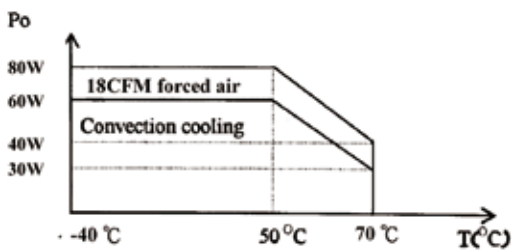
9. FCC B Class II



10. EN55011 22 B Class II



11. Power derating curve



12. Power derating curve

