

2015 Q3



2.39" x 4" x 1.26"

General Specifications:

Input voltage 90 VAC to 264 VAC
 Input frequency 47 Hz to 63 Hz
 Inrush current < 30/60A at 115/230VAC
 Efficiency > 87%
 Hold up time > 16ms
 Over load/Short circuit protection auto recovery
 Over voltage protection latch off
 Operating temperature -30°C to 70°C
 derating: 2.5% / °C > 50°C for convection cooling
 Storage temperature -40°C to +85°C

Features:

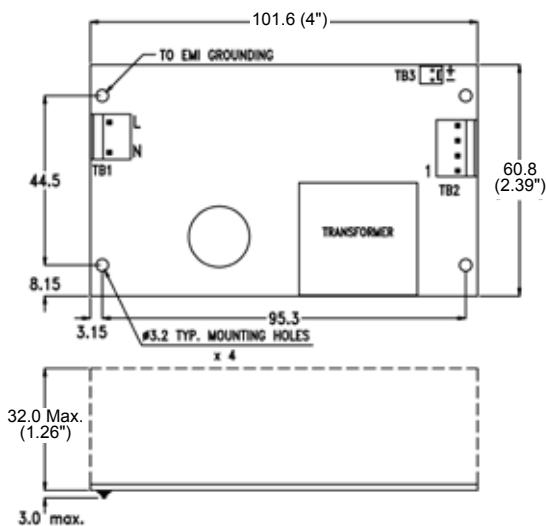
- Peak load (1.6 ~ 2 x rated current, Vo=rated for 5 sec)
- Design for BF application
- Convection cooling for Rated power
- Wide trimmable output voltage
- With Fan output, fan start-up at >30% loading
- EMI class B
- PF > 0.93
- -30°C to +70°C operating temperature
- 5,000m operation altitude

Applications:

- For peak load and surge load applications, such as motor drive, coffee machine, vending machine, gaming machine, and otehr industrials.
- For EMI class B application, such as home healthcare device, and other medical devices.

Cooling 120W free air convection
 180W 18 CFM forced
 EMI EN55022 "B", FCC "B"
 Harmonics.....EN61000-3-2, class D
 EMS..... EN61000-4-2,-3,-4,-5,-6,-8,-11
 Safety UL/CSA/EN60950-1, 2nd edition
 ANSI/AMMI/CSA/EN60601-1, 3.1 edition
 CB report, CE mark, RM report/file

Mechanical Specifications:



Notes:

1. Size:
2.39" x 4" x 1.26"
2. Mounting Hole:
44.5 x 95.3 (mm)
3. Connectors:
AC input: JST B2P3-VH or equivalent
DC output: JST B4P-VH or
Terminal blocks or equivalent
Fan: Molex 5045-02A or equivalent
4. Output Pin assignment:

| | | | |
|----|----|-----|-----|
| 1 | 2 | 3 | 4 |
| Vo | Vo | GND | GND |
5. Packing:
Net weight: 190 g approx. / unit
Gross weight: 14.5 kg approx. / carton, 60 units / carton
Carton size (mm): 489 (L) x 357 (W) x 285 (H)

10 years Warranty (contact Skynet's Distributors for details)

Output Specifications:

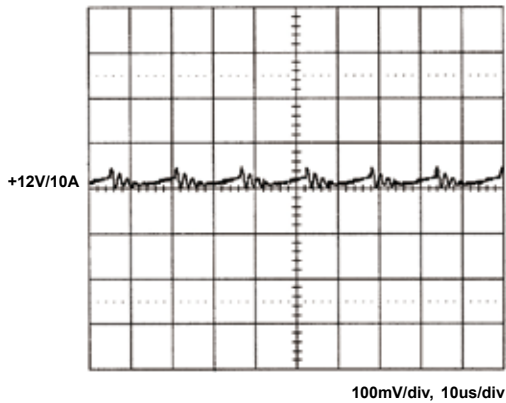
| MODEL NO. | OUTPUT RAIL | LOAD | | | | INITIAL ACCURACY | STEP EFFICIENCY | | | AVERAGE EFFICIENCY |
|-----------|-------------|------|-------|------|------|------------------|-----------------|------------|-------------|--------------------|
| | | MIN. | RATED | MAX. | PEAK | | @ 20% LOAD | @ 50% LOAD | @ 100% LOAD | |
| SNP-V127 | +12V | 0A | 10A | 15A | 20A | +11.9V~+12.1V | > 76% | > 86% | > 87% | 83% |
| SNP-V129 | +24V | 0A | 5A | 7.5A | 10A | +23.9V~+24.1V | > 73% | > 85% | > 88% | 82% |

Note:

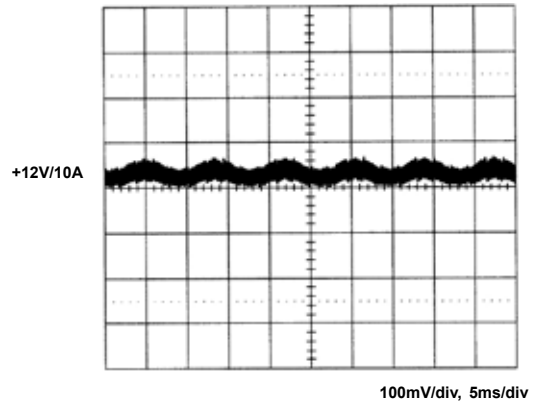
- Output Load:**
120W for convection cooling; 180W for forced air cooling.
- Peak Load Duration:**
Peak 360W can last for 5 sec.
- Isolation Grade:**
Primary ↔ Ground : 1MOPP (1500Vac)
Primary ↔ Secondary : 2MOPP (4000Vac)
Secondary ↔ Ground : 1MOPP (1500Vac)
- Leakage Current:**
Earth leakage current < 300uA
Touch current < 100uA
- EMI Grounding:**
The EMI grounding holes should be connected to chassis ground.

Performance for SNP-V127 (input voltage is 115VAC, unless others specified):

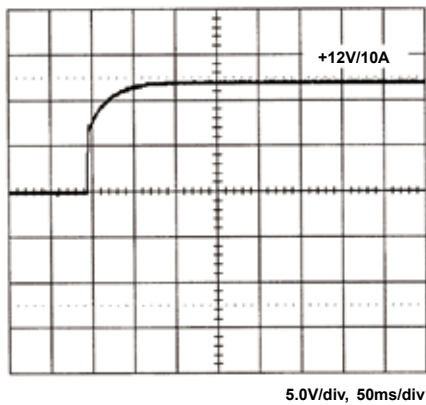
1. Switching frequency ripple



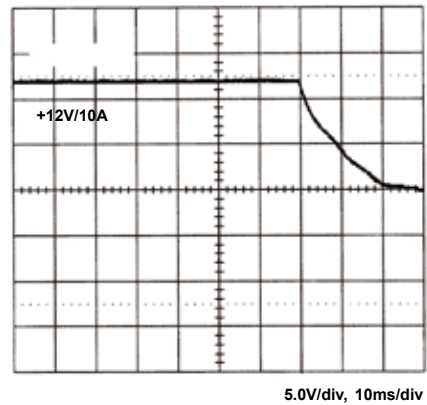
2. Line frequency ripple



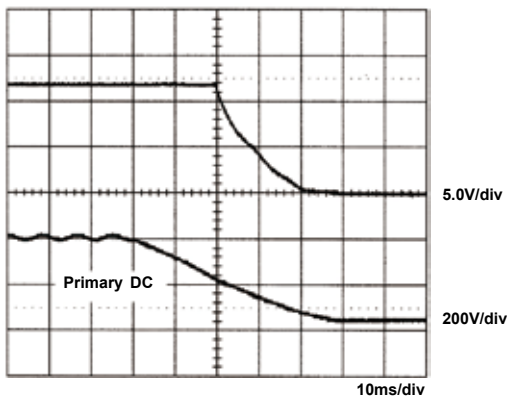
3. Output turn on wave form



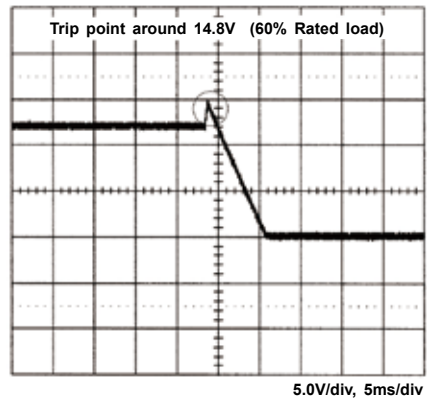
4. Output turn off wave form



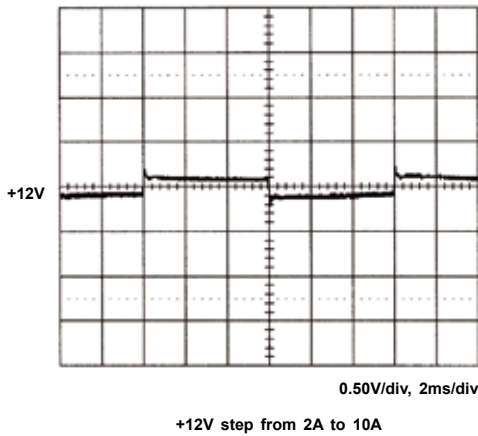
5. Hold-up time



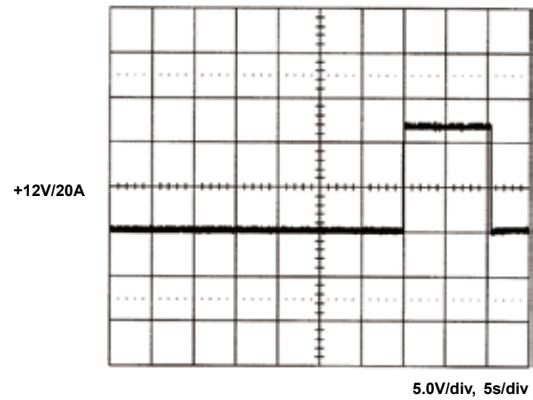
6. Over voltage protection



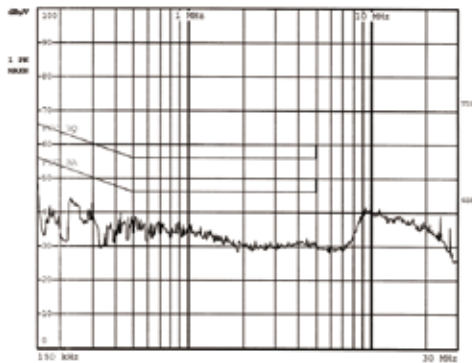
7. +12V step response



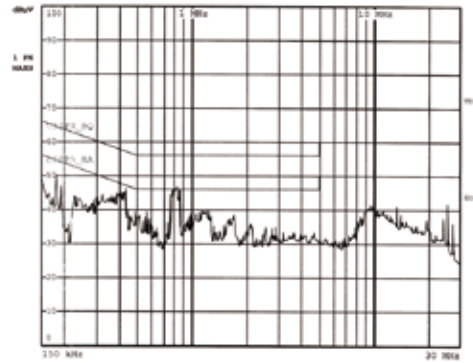
8. Peak load



9. FCC B



10. EN55011 22 B



11. Power derating curve

