

2" x 4" x 1.1"

General Specifications:

Input voltage90VAC to 264VAC
 Input frequency.....47Hz to 63Hz
 Inrush current < 30A at 115VAC
 (cold start at 25°C) or < 60A at 230VAC
 Efficiency 76%~86% depends on models
 at rated load and 115VAC
 Hold up time 14ms typical
 at rated load and 115VAC
 Over load protection auto recovery
 Short circuit protection auto recovery

Features:

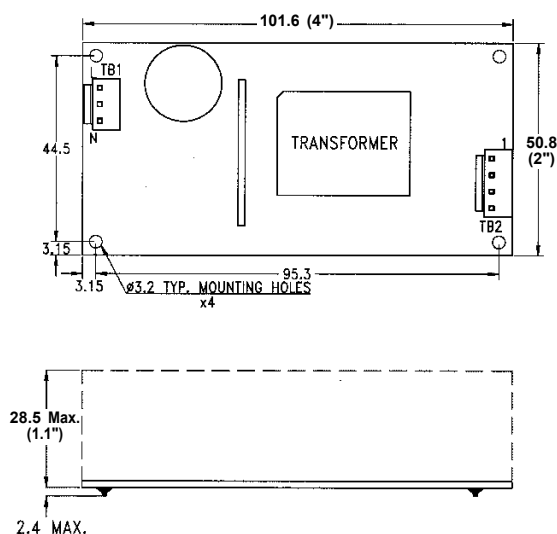
- Only 1.1 inch height
- With ITE & Medical safety
- Efficiency between 76% to 86%
- Operation from 0°C to 60°C by convection

Applications:

- For dental, laboratory products, pumps, monitors, sleep apnea devices and many other uses.

Over voltage protection latch off
 Operating temperature0°C to 60°C convection
 derating: 2.0% / °C > 50°C
 Cooling free air convection
 Storage temperature -40°C to +85°C
 EMI FCC "B"
 EN55022"B", EN55011"B"
 EMS EN61000-4-2,-3,-4,-5,-6,-8,-11
 SafetyUL 60950-1, UL 60601-1
 CSA C22.2 No. 60950-1, No. 601.1
 EN 60950-1, EN 60601-1

Mechanical Specifications:



Notes:

1. Size:
2" x 4" x 1.1"
2. Mounting Hole:
44.5 x 95.3 (mm)
3. Connectors:
AC input : JST B2P3-VH or equivalent
DC output : JST B4P-VH or equivalent for single output
JST B7P-VH or equivalent for multiple outputs
4. Output Pin assignment:

1	2	3	4
Vo	Vo	GND	GND
5. Packing:
Net weight: 140 g approx. / unit
Gross weight: 13.5 kg approx. / carton, 80 units / carton
Carton size (mm): 382 (L) x 374 (W) x 277 (H)

Output Specifications:

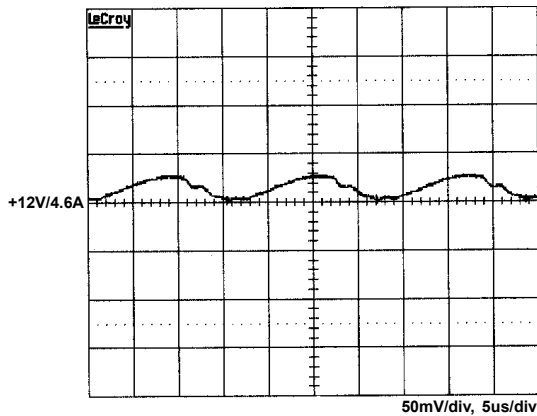
MODEL NO.	OUTPUT RAIL	LOAD				VOLTAGE ACCURACY	RIPPLE NOISE	LINE REG.	LOAD REG.
		MIN.	RAGED	MAX.	PEAK				
SNP-Z056	+5V	0A	7A		9A	+4.95V~+5.05V	50mVpp	±0.5%	±1%
SNP-Z057	+12V	0A	4.6A		5.4A	+11.88V~+12.12V	0.5%	±0.5%	±0.5%
SNP-Z058	+15V	0A	3.7A		4.3A	+14.85V~+15.15V	0.5%	±0.5%	±0.5%
SNP-Z059	+24V	0A	2.3A		2.7A	+23.76V~+24.24V	0.5%	±0.5%	±0.5%
SNP-Z05T	+48V	0A	1.15A		1.35A	+47.6V~+48.4V	0.5%	±0.5%	±0.5%

Note:

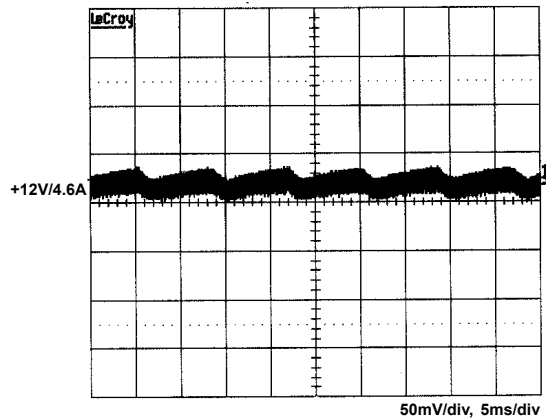
1. The max. load can be continuously provided at 40°C and convection cooling conditions. The peak load can be temporarily provided up to 8 seconds.
2. At factory, all outputs in 60% rated load condition, each output is checked to be within the accuracy range while the main output is setting to within the specified accuracy range at rated load.
3. Line regulation is defined by changing ±10% of input voltage from nominal line at rated load.
4. Load regulation is defined by changing ±40% of measured output load from 60% rated load at another output set to 60% rated load.
5. Ripple & noise is measured by using 15MHz bandwidth limited oscilloscope and terminated each output with a 0.47uF capacitor at rated load and nominal line. For SNP-Z056 and SNP-Z05B, one extra 47uF electrolytic capacitor should be added.
6. Hold up time is measured from the end of the last charging pulse to the time which the main output drop down to regulation limit at rated load and nominal line.
7. Model Selection:
SNP-Z05x is for both of ITE application and medical application.

Performance for SNP-Z057:

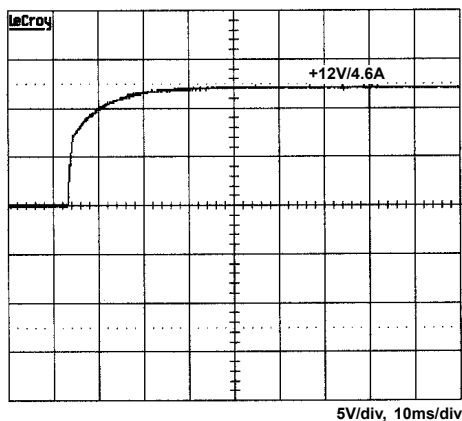
1. Switching frequency ripple



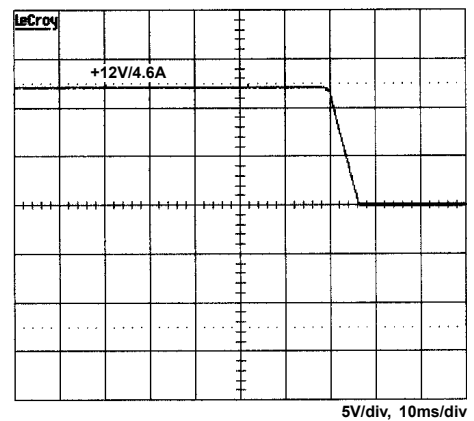
2. Line frequency ripple



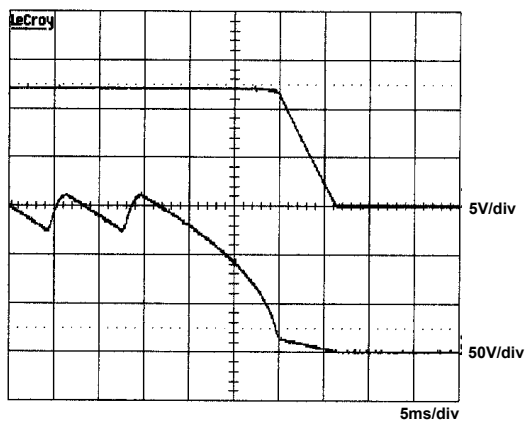
3. Output turn on wave form



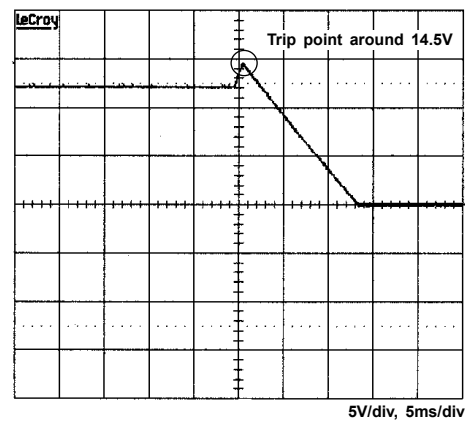
4. Output turn off wave form



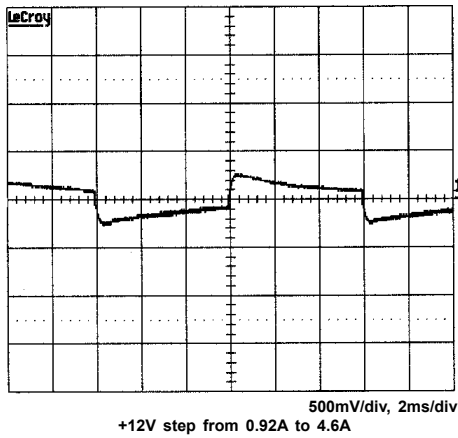
5. Hold-up time



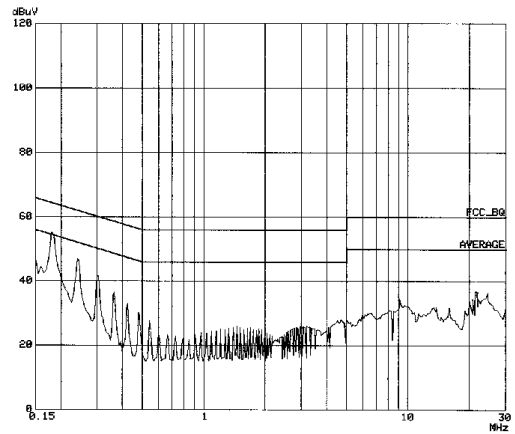
6. Over voltage protection



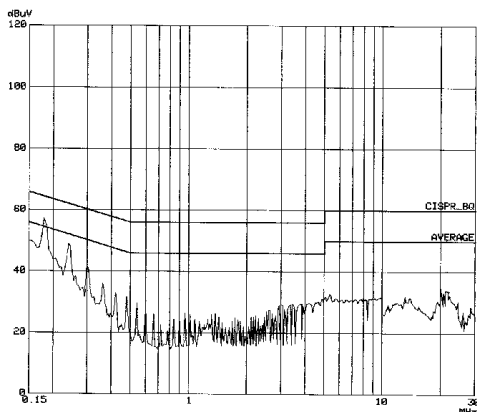
7. +12V step response



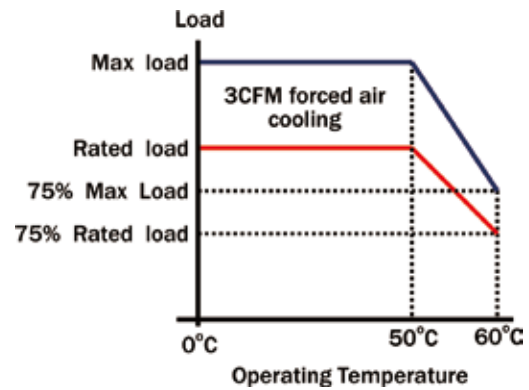
8. FCC B



9. EN 55011 B



10. Power derating curve (SNP-Z056)



11. Power derating curve (SNP-Z057/8/9/T)

