



5.91" x 10.83" x 2.95"

General Specifications:

Input voltage	90 VAC to 264 VAC
Input frequency	47 Hz to 63 Hz
Power factor	> 0.93
Inrush current	< 10A at 115VAC
(cold start at 25°C)	or < 20A at 230VAC
Efficiency	86%~90% depends on models
Hold up time	12 ms typical
	at rated load and 115VAC
Over load protection	auto recovery

Features:

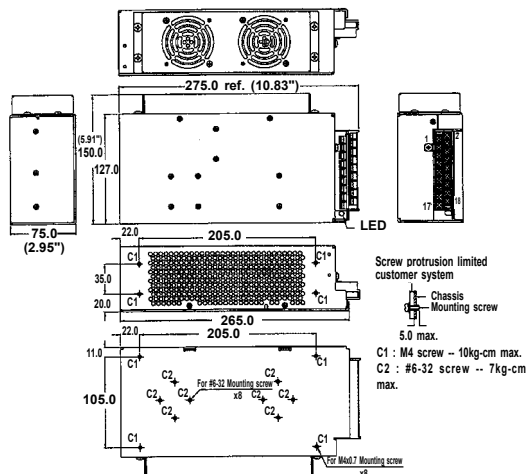
- All with universal input
- Built-in active PFC
- With all necessary protection
- Efficiency between 86% to 90%
- Three installation ways for customer's system
- For Din Rail hook assembly
- Peak load up to 1000W for 8 sec.

Applications:

- For ITE, medical and industrial equipment.

Short circuit protection.....	auto recovery
Over voltage protection	latch off
Operating temperature	0°C to 50°C
Cooling	fan cooling
Storage temperature	-20°C to +85°C
EMI	FCC "A", EN55022 "B"
Harmonics.....	EN61000-3-2 class D
EMS.....	EN61000-4-2,-3,-4,-5,-6,-11
Safety	UL/EN/CSA 60950-1
	UL/EN/CSA 60601-1

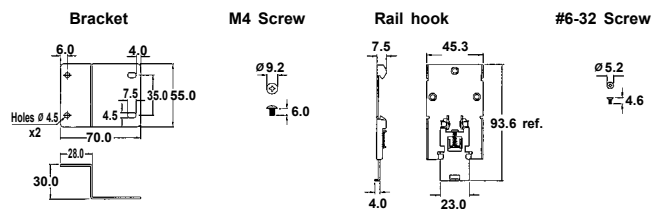
Mechanical Specifications:



Accessories

For vertical assembly :
Bracket x 2 pcs & M4 screws x 4

For 35mm carrier rail application :
Rail hook x2 & #6-32 screw x 6 (Options)

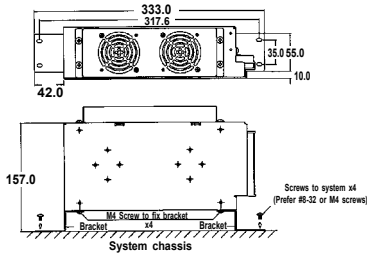


Notes:

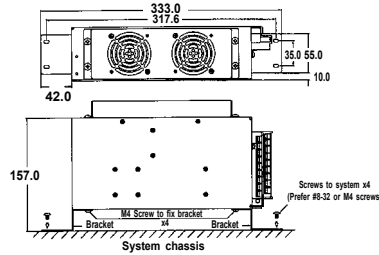
1. Size: 5.91" x 10.83" x 2.95"
2. Connectors: AC input & DC output: Terminal Blocks
3. Packing: Net weight: 2300 g approx. / unit
Gross weight: 14 kg approx. / carton, 5 units / carton
Carton size (mm): 558 (L) x 356 (W) x 233 (H)

Installation Instruction

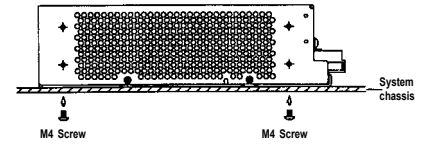
Installation (A) : AC input at lower side
Vertical assembly with bracket



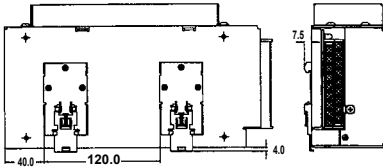
Installation (B) : AC input at upper side
Vertical assembly with bracket



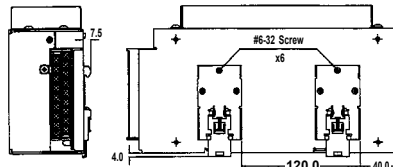
Installation (C) :
Horizontal assembly without bracket



Installation (A) : AC input at lower side
Din rail hook assembly



Installation (B) : AC input at upper side
Din rail hook assembly



Output Specifications:

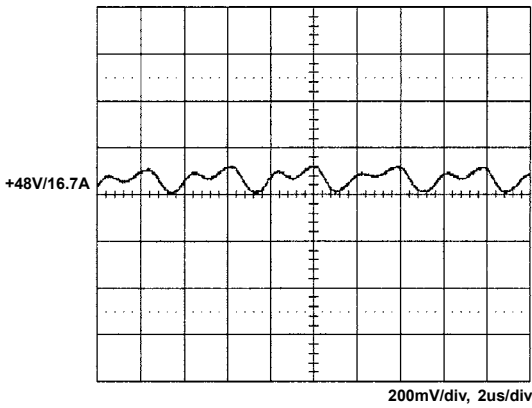
MODEL NO.	OUTPUT RAIL	LOAD				VOLTAGE ACCURACY	RIPPLE NOISE	LINE REG.	LOAD REG.	EFFICIENCY TYPICAL
		MIN.	RATED	MAX.	PEAK					
SNP-F807	+12V	0.2A	66.7A		83.5A	+11.9V~+12.1V	120mVpp	±1%	±1%	86%
SNP-F809	+24V	0.2A	33.5A		42A	+23.9V~+24.1V	240mVpp	±1%	±1%	88%
SNP-F80J	+36V	0.2A	22.2A		27.8A	+35.6V~+36.4V	360mVpp	±1%	±1%	90%
SNP-F80T	+48V	0.2A	16.7A		20.8A	+47.8V~+48.2V	480mVpp	±1%	±1%	90%

Note:

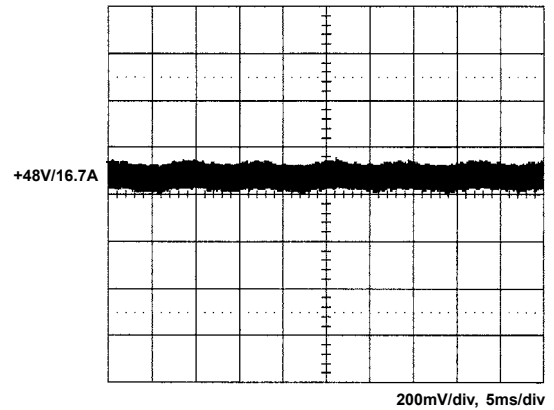
- At peak load, the output can last for 8 seconds without shut down.
- At factory, in 60% rated load condition, the output is checked to be within voltage accuracy.
- Line regulation is defined by changing ±10% of input voltage from nominal line at rated load.
- Load regulation is defined by changing ±40% of measured output load from 60% rated load at another output set to 60% rated load.
- Ripple & noise is measured by using 15MHz bandwidth limited oscilloscope and terminated each output with a 0.47uF capacitor at rated load and nominal line.
- Hold up time is measured from the end of the last charging pulse to the time which the main output drops down to low limit of main output at rated load and nominal line.
- Efficiency is measured at rated load and nominal line.
- EMI filter (Delta 15GEE G3E-R) has to be used for the requirement of EMI.
- Installations (A), (B) and (C) can achieve 100% rated load.

Performance for SNP-F80T:

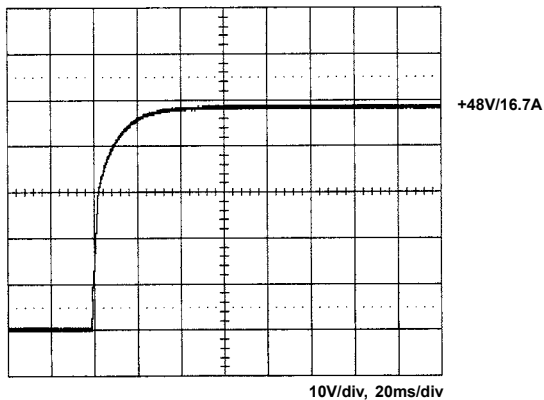
1. Switching frequency ripple



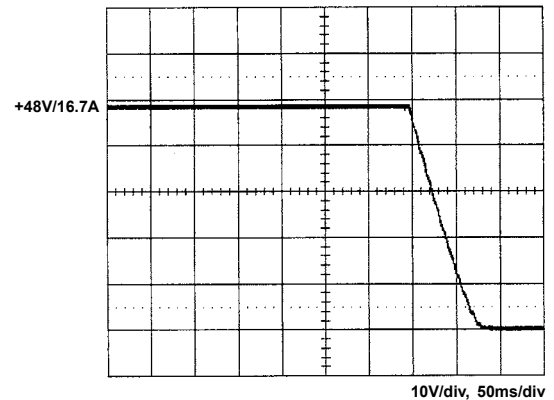
2. Line frequency ripple



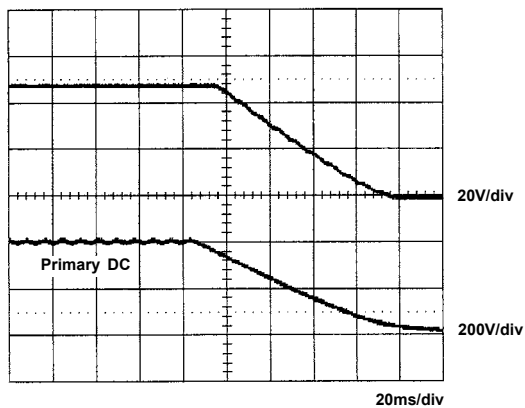
3. Output turn on wave form



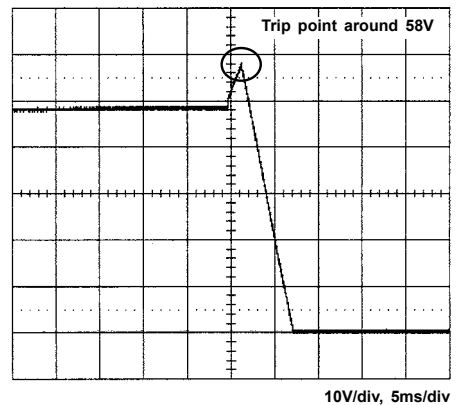
4. Output turn off wave form



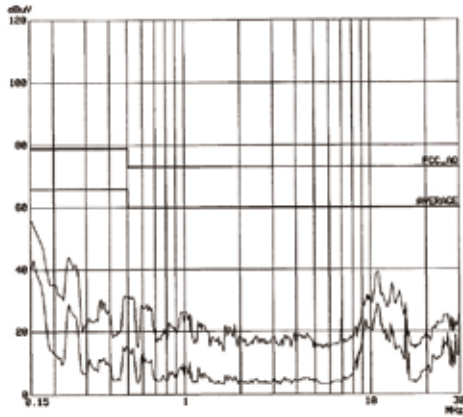
5. Hold-up time



6. Over voltage protection



7. FCC A



8. EN 55022 B

